

- EL2 - EL3 HL 180 SERIES
- EL4 - EL5 HL 183 SERIES
- EL6 - EL10 HP 180 SERIES
- EL11 HP 183 SERIES
- EL12 - EL14 HP 180T SERIES
- EL15 TL 100 SERIES
- EL16 - EL17 CY 300 SERIES
- EL18 TL 300 SERIES
- EL19 LX 100 SERIES
- EL20 LX 200 SERIES
- EL21 LX 300 SERIES
- EL22 TR 700 SERIES
- EL23 TR 800 SERIES
- EL24 DB 100 SERIES
- EL25 DB 101 SERIES
- EL26 DB 102 SERIES
- EL27 LH SERIES
- EL28 MERCHANDISE STAND

# Handleset / Gripset - San Fransico



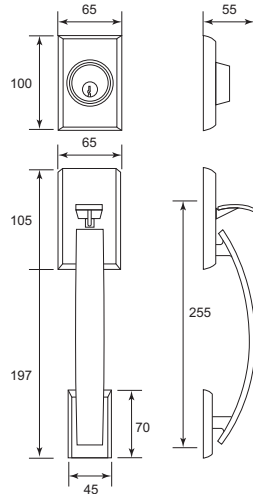
**NEW!**

HL-180 SAN-622-M/B

**U/Price: 320.00**

**SPECIFICATIONS:**

- Application : Residential single and multi-family doors.
- Certifications : Exceeds 100,000 cycle test.
- Exposed Trim : Handlesets are zinc based to match finishes indicated.
- Keying : Schlage C Keyway. Locks are keyed 5-pin.
- Door Range : 1 $\frac{3}{8}$ " to 1 $\frac{3}{4}$ " (35mm - 45mm) standard.
- Backset : Universal latch standard, fits either 2 $\frac{3}{8}$ " (60mm) or 2 $\frac{3}{4}$ " (70mm) backsets.
- Warranty : 5 year mechanical warranty.



HL-180 SAN-619-S/N

**U/Price: 320.00**



HL-180 SAN-609-A/B

**U/Price: 320.00**

## Handleset / Gripset - Washington

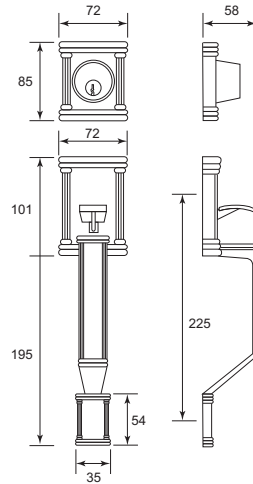


HL-180 WAS-609-A/B

**U/Price: 320.00**

### SPECIFICATIONS:

- Application : Residential single and multi-family doors.
- Certifications : Exceeds 100,000 cycle test.
- Exposed Trim : Handlesets are zinc based to match finishes indicated.
- Keying : Schlage C Keyway. Locks are keyed 5-pin.
- Door Range : 1 $\frac{3}{8}$ " to 1 $\frac{3}{4}$ " (35mm - 45mm) standard.
- Backset : Universal latch standard, fits either 2 $\frac{3}{8}$ " (60mm) or 2 $\frac{3}{4}$ " (70mm) backsets.
- Warranty : 5 year mechanical warranty.



HL-180 WAS-622-M/B

**U/Price: 320.00**

## Handleset / Gripset - Boston

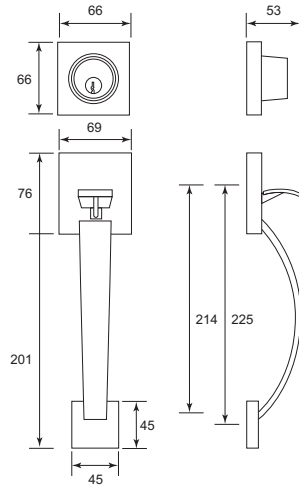


HL-183 BOS-619-S/N

**U/Price: 320.00**

**SPECIFICATIONS:**

- Application : Residential single and multi-family doors.
- Certifications : Exceeds 100,000 cycle test.
- Exposed Trim : Handlesets are zinc based to match finishes indicated.
- Keying : Schlage C Keyway. Locks are keyed 5-pin.
- Door Range : 1 $\frac{3}{8}$ " to 1 $\frac{3}{4}$ " (35mm - 45mm) standard.
- Backset : Universal latch standard, fits either 2 $\frac{3}{8}$ " (60mm) or 2 $\frac{3}{4}$ " (70mm) backsets.
- Warranty : 5 year mechanical warranty.



HL-183 BOS-609-A/B

**U/Price: 320.00**

## Handleset / Gripset - Miami

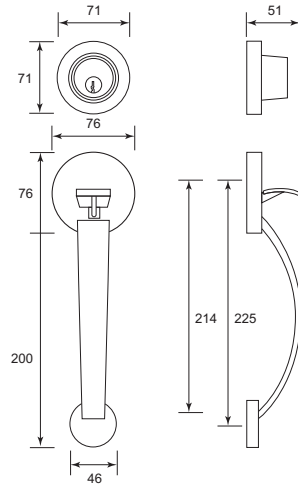
### SPECIFICATIONS:

- Application : Residential single and multi-family doors.
- Certifications : Exceeds 100,000 cycle test.
- Exposed Trim : Handlesets are zinc based to match finishes indicated.
- Keying : Schlage C Keyway. Locks are keyed 5-pin.
- Door Range : 1 $\frac{3}{8}$ " to 1 $\frac{3}{4}$ " (35mm - 45mm) standard.
- Backset : Universal latch standard, fits either 2 $\frac{3}{8}$ " (60mm) or 2 $\frac{3}{4}$ " (70mm) backsets.
- Warranty : 5 year mechanical warranty.



HL-183 MIA-619-S/N

U/Price: 320.00



HL-183 MIA-609-A/B

U/Price: 320.00

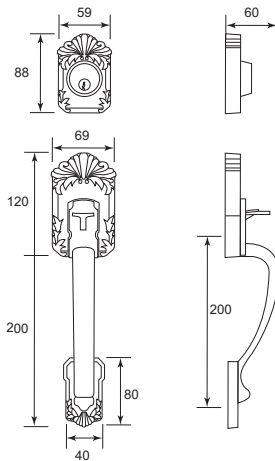
# Handleset / Gripset - Barcelona



HP-180 BAR-609-A/B **U/Price: 250.00**

**SPECIFICATIONS:**

- Application : Residential single and multi-family doors.
- Certifications : Exceeds 100,000 cycle test.
- Exposed Trim : Handlesets are zinc based to match finishes indicated.
- Keying : Schlage C Keyway. Locks are keyed 5-pin.
- Door Range : 1 $\frac{3}{8}$ " to 1 $\frac{3}{4}$ " (35mm - 45mm) standard.
- Backset : Universal latch standard, fits either 2 $\frac{3}{8}$ " (60mm) or 2 $\frac{1}{4}$ " (70mm) backsets.
- Warranty : 5 year mechanical warranty.



HP-180 BAR-616-A/C

**U/Price: 250.00**

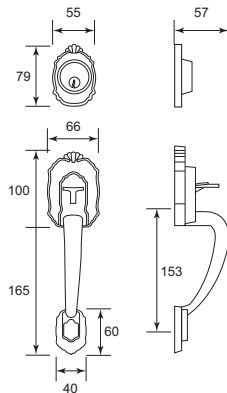
## Handleset / Gripset - Madrid



HP-180 MAD-609-A/B **U/Price: 187.00**

### SPECIFICATIONS:

- Application : Residential single and multi-family doors.
- Certifications : Exceeds 100,000 cycle test.
- Exposed Trim : Handlesets are zinc based to match finishes indicated.
- Keying : Schlage C Keyway. Locks are keyed 5-pin.
- Door Range : 1 $\frac{3}{8}$ " to 1 $\frac{3}{4}$ " (35mm - 45mm) standard.
- Backset : Universal latch standard, fits either 2 $\frac{3}{8}$ " (60mm) or 2 $\frac{3}{4}$ " (70mm) backsets.
- Warranty : 5 year mechanical warranty.



HP-180 MAD-616-A/C

**U/Price: 187.00**

# Handleset / Gripset - Napoli

**SPECIFICATIONS:**

- Application : Residential single and multi-family doors.
- Certifications : Exceeds 100,000 cycle test.
- Exposed Trim : Handlesets are zinc based to match finishes indicated.
- Keying : Schlage C Keyway. Locks are keyed 5-pin.
- Door Range : 1 $\frac{3}{8}$ " to 1 $\frac{3}{4}$ " (35mm - 45mm) standard.
- Backset : Universal latch standard, fits either 2 $\frac{3}{8}$ " (60mm) or 2 $\frac{3}{4}$ " (70mm) backsets.
- Warranty : 5 year mechanical warranty.



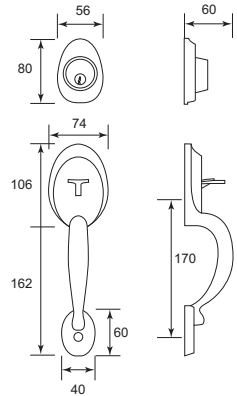
HP-180 NAP-622-M/B

U/Price: 250.00



HP-180 NAP-619-S/N

U/Price: 250.00



HP-180 NAP-605-P/B

U/Price: 250.00



HP-180 NAP-609-A/B

U/Price: 250.00



HP-180 NAP-616-A/C

U/Price: 250.00



## Handleset / Gripset - Newcastle

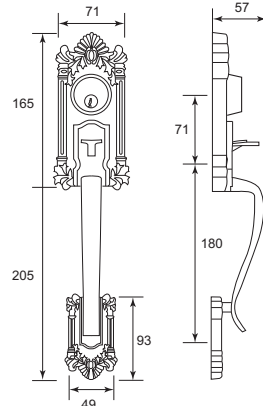


HP-180 NEW-609-A/B

U/Price: 250.00

### SPECIFICATIONS:

- Application : Residential single and multi-family doors.
- Certifications : Exceeds 100,000 cycle test.
- Exposed Trim : Handlesets are zinc based to match finishes indicated.
- Keying : Schlage C Keyway. Locks are keyed 5-pin.
- Door Range : 1 $\frac{1}{8}$ " to 1 $\frac{3}{4}$ " (35mm - 45mm) standard.
- Backset : Universal latch standard, fits either 2 $\frac{3}{8}$ " (60mm) or 2 $\frac{3}{4}$ " (70mm) backsets.
- Warranty : 5 year mechanical warranty.



HP-180 NEW-616-A/C

U/Price: 250.00

Handleset / Gripset - Leicester 



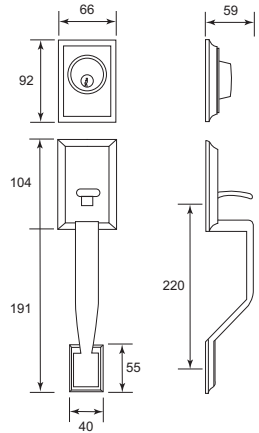
HP-180 LEI-619-SN

U/Price: 297.00



HP-180 LEI-605-PB

U/Price: 297.00



HP-180 LEI-622-MB

U/Price: 297.00



HP-180 LEI-609-AB

U/Price: 297.00



HP-180 LEI-616-AC

U/Price: 297.00

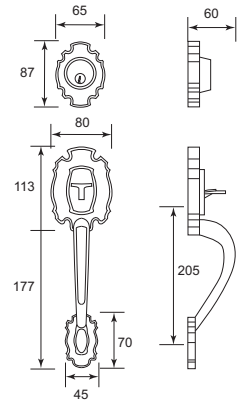
**SPECIFICATIONS:**

- Application : Residential single and multi-family doors.
- Certifications : Exceeds 100,000 cycle test.
- Exposed Trim : Handlesets are zinc based to match finishes indicated.
- Keying : Schlage C Keyway. Locks are keyed 5-pin.
- Door Range : 1 $\frac{3}{8}$ " to 1 $\frac{1}{4}$ " (35mm - 45mm) standard.
- Backset : Universal latch standard, fits either 2 $\frac{3}{8}$ " (60mm) or 2 $\frac{3}{4}$ " (70mm) backsets.
- Warranty : 5 year mechanical warranty.

## Handleset / Gripset - Liverpool

### SPECIFICATIONS:

- Application : Residential single and multi-family doors.
- Certifications : Exceeds 100,000 cycle test.
- Exposed Trim : Handlesets are zinc based to match finishes indicated.
- Keying : Schlage C Keyway. Locks are keyed 5-pin.
- Door Range : 1 3/8" to 1 3/4" (35mm - 45mm) standard.
- Backset : Universal latch standard, fits either 2 3/8" (60mm) or 2 3/4" (70mm) backsets.
- Warranty : 5 year mechanical warranty.



HP-183 LIV-609-A/B **U/Price: 250.00**



1. Protection shield prevents the latch bolt from retracting.
2. Solid brass key cylinder to prevent key cylinder knock out

HP-183 LIV-616-A/C **U/Price: 250.00**

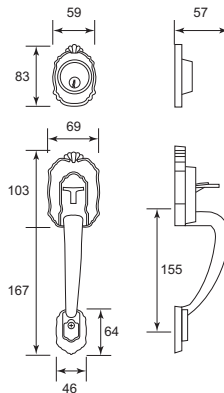
## Handleset / Gripset - Madrid



HP-180T MAD-609-A/B **U/Price: 250.00**

### SPECIFICATIONS:

- Application : Residential single and multi-family doors.
- Certifications : Exceeds 100,000 cycle test.
- Exposed Trim : Handlesets are zinc based to match finishes indicated.
- Keying : Schlage C Keyway. Locks are keyed 5-pin.
- Door Range : 1 $\frac{3}{8}$ " to 1 $\frac{3}{4}$ " (35mm - 45mm) standard.
- Backset : Universal latch standard, fits either 2 $\frac{3}{8}$ " (60mm) or 2 $\frac{3}{4}$ " (70mm) backsets.
- Warranty : 5 year mechanical warranty.



HP-180T MAD-616-A/C

**U/Price: 250.00**

## Handleset / Gripset - Napoli

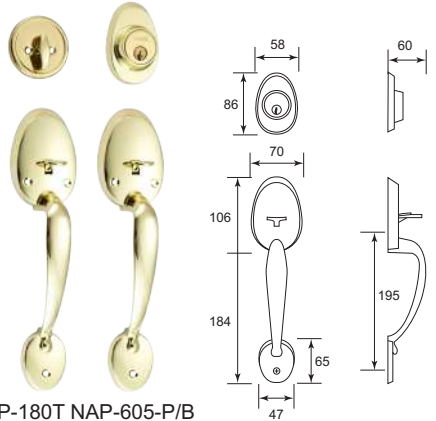


HP-180T NAP-619-S/N

U/Price: 312.00

### SPECIFICATIONS:

- Application : Residential single and multi-family doors.
- Certifications : Exceeds 100,000 cycle test.
- Exposed Trim : Handlesets are zinc based to match finishes indicated.
- Keying : Schlage C Keyway. Locks are keyed 5-pin.
- Door Range : 1 $\frac{1}{8}$ " to 1 $\frac{1}{4}$ " (35mm - 45mm) standard.
- Backset : Universal latch standard, fits either 2 $\frac{3}{8}$ " (60mm) or 2 $\frac{3}{4}$ " (70mm) backsets.
- Warranty : 5 year mechanical warranty.



HP-180T NAP-605-P/B

U/Price: 312.00



HP-180T NAP-609-A/B

U/Price: 312.00

HP-180T NAP-616-A/C

U/Price: 312.00

# Handleset / Gripset - Everton

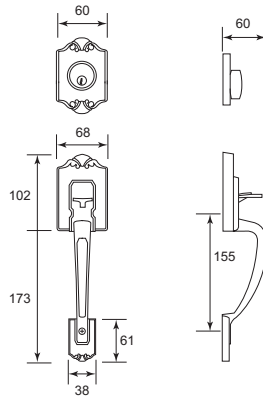


HP-180T EVE-609-A/B

U/Price: 297.00

**SPECIFICATIONS:**

- Application : Residential single and multi-family doors.
- Certifications : Exceeds 100,000 cycle test.
- Exposed Trim : Handlesets are zinc based to match finishes indicated.
- Keying : Schlage C Keyway. Locks are keyed 5-pin.
- Door Range : 1 $\frac{1}{8}$ " to 1 $\frac{3}{4}$ " (35mm - 45mm) standard.
- Backset : Universal latch standard, fits either 2 $\frac{3}{8}$ " (60mm) or 2 $\frac{3}{4}$ " (70mm) backsets.
- Warranty : 5 year mechanical warranty.



HP-180T EVE-616-A/C

U/Price: 297.00

## Tubular Knobset



TL100-609 A/B ENTRANCE

### SPECIFICATIONS:

- Application : Residential single and multi-family doors.
- Certifications : Exceeds 100,000 cycle test.
- Exposed Trim : Wrought brass or Stainless Steel.
- Keying : Schlage C Keyway. Locks are keyed 5-pin.
- Door Range : 1 $\frac{3}{8}$ " to 1 $\frac{3}{4}$ " (35mm - 45mm) standard.
- Backset : Universal latch standard, fits either 2 $\frac{3}{8}$ " (60mm) or 2 $\frac{3}{4}$ " (70mm) backsets.
- Warranty : 5 year mechanical warranty.



TL100-630 S/S ENTRANCE

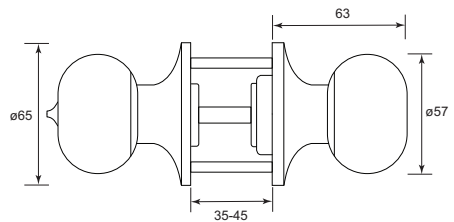
TL100 ENTRANCE U/Price: 75.00

TL110 PRIVACY U/Price: 72.00

TL130 PASSAGE U/Price: 69.00

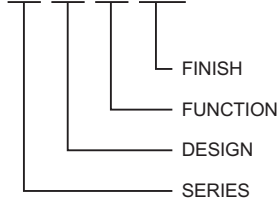


TL100-605 P/B ENTRANCE



TL100-616 A/C ENTRANCE

TL 1 00 630 S/S



### FUNCTION & FINISH

|          |    |
|----------|----|
| ENTRANCE | 00 |
| PRIVACY  | 10 |
| PASSAGE  | 30 |
| 630 S/S  |    |
| 605 P/B  |    |
| 609 A/B  |    |
| 616 A/C  |    |




# Cylindrical Knobset



CY300-609 A/B ENTRANCE  
(also available in 616 & 605 finish)

**SPECIFICATIONS:**

- Application : Residential single and multi-family doors.
- Certifications : Exceeds 100,000 cycle test.
- Exposed Trim : Wrought brass or Stainless Steel.
- Keying : Schlage C Keyway. Locks are keyed 5-pin.
- Door Range : 1 $\frac{3}{8}$ " to 1 $\frac{3}{4}$ " (35mm - 45mm) standard.
- Backset : 2 $\frac{3}{8}$ " (60mm).
- Warranty : 5 year mechanical warranty.

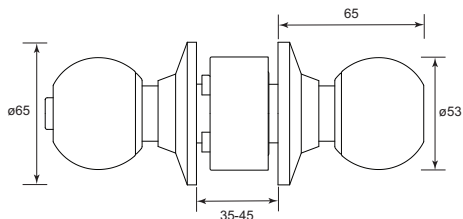


CY300-630 S/S ENTRANCE

|          |                |
|----------|----------------|
| ENTRANCE | U/Price: 59.00 |
| PRIVACY  | U/Price: 57.00 |
| PASSAGE  | U/Price: 56.00 |



CY310-616 A/C PRIVACY  
(also available in 605, 609 & 630 finish)



CY330-605 P/B PASSAGE  
(also available in 609, 616 & 630 finish)

|    |   |    |          |  |
|----|---|----|----------|--|
| CY | 3 | 00 | 630 S/S  |  |
|    |   |    | FINISH   |  |
|    |   |    | FUNCTION |  |
|    |   |    | DESIGN   |  |
|    |   |    | SERIES   |  |

| FUNCTION & FINISH |    |
|-------------------|----|
| ENTRANCE          | 00 |
| PRIVACY           | 10 |
| PASSAGE           | 30 |
| 630 S/S           |    |
| 605 P/B           |    |
| 609 A/B           |    |
| 616 A/C           |    |



## Cylindrical Knobset

### DOUBLE CYLINDER LOCK



CY303-630 S/S  
DOUBLE CYLINDER LOCK

U/Price: 87.00

### STOREROOM LOCK



CY350-630 S/S  
STORE ROOM LOCK

U/Price: 79.00

### CLASS ROOM LOCK



CY360-630 S/S  
CLASS ROOM LOCK

U/Price: 87.00

### COMMUNICATING LOCK

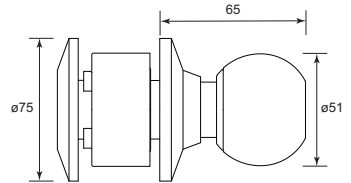
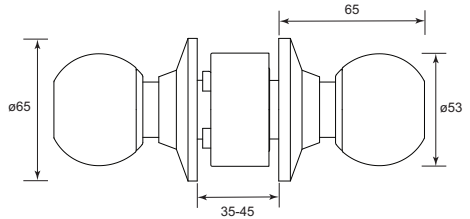


CY 352-630 S/S  
COMMUNICATING LOCK

U/Price: 78.00

### SPECIFICATIONS:

- Application : Residential single and multi-family doors.
- Certifications : Exceeds 100,000 cycle test.
- Exposed Trim : Wrought brass or Stainless Steel.
- Keying : Schlage C Keyway. Locks are keyed 5-pin.
- Door Range : 1 $\frac{3}{8}$ " to 1 $\frac{3}{4}$ " (35mm - 45mm) standard.
- Backset : 2 $\frac{3}{8}$ " (60mm).
- Warranty : 5 year mechanical warranty.



### COMMUNICATING LOCK



CY 352-630 S/S  
COMMUNICATING LOCK

U/Price: 78.00

# Tubular Knobset



TL300-609 A/B ENTRANCE  
(also available in 616 & 605 finish)

**SPECIFICATIONS:**

- Application : Residential single and multi-family doors.
- Certifications : Exceeds 100,000 cycle test.
- Exposed Trim : Wrought brass or Stainless Steel.
- Keying : Schlage C Keyway. Locks are keyed 5-pin.
- Door Range : 1 3/8" to 1 3/4" (35mm - 45mm) standard.
- Backset : Universal latch standard, fits either 2 3/8" (60mm) or 2 3/4" (70mm) backsets.
- Warranty : 5 year mechanical warranty.

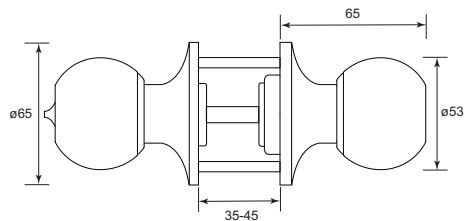


TL300-630 S/S ENTRANCE

|          |                |
|----------|----------------|
| ENTRANCE | U/Price: 59.00 |
| PRIVACY  | U/Price: 57.00 |
| PASSAGE  | U/Price: 56.00 |



TL310-605 P/B PRIVACY  
(also available in 616, 609 & 630 finish)



TL330-616 A/C PASSAGE  
(also available in 605, 609 & 630 finish)

|    |   |    |          |                              |
|----|---|----|----------|------------------------------|
| TL | 3 | 00 | 630 S/S  | <b>FUNCTION &amp; FINISH</b> |
|    |   |    | FINISH   | ENTRANCE 00                  |
|    |   |    | FUNCTION | PRIVACY 10                   |
|    |   |    | DESIGN   | PASSAGE 30                   |
|    |   |    | SERIES   | 630 S/S                      |
|    |   |    |          | 605 P/B                      |
|    |   |    |          | 609 A/B                      |
|    |   |    |          | 616 A/C                      |

## Tubular Leverset


### SPECIFICATIONS:

- Application : Residential single and multi-family doors.
- Certifications : Exceeds 100,000 cycle test.
- Exposed Trim : Levers are zinc based plated to match finishes indicated.
- Keying : Schlage C Keyway. Locks are keyed 5-pin.
- Door Range : 1 $\frac{1}{8}$ " to 1 $\frac{1}{4}$ " (35mm - 45mm) standard.
- Backset : Universal latch standard, fits either 2 $\frac{3}{8}$ " (60mm) or 2 $\frac{3}{4}$ " (70mm) backsets.
- Panic function.
- Warranty : 5 year mechanical warranty.



ENTRANCE **U/Price: 140.00**

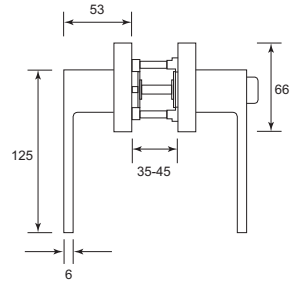
PRIVACY **U/Price: 140.00**



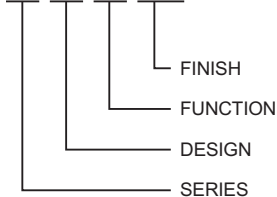
LX100-619 S/N ENTRANCE



LX100-609 A/B ENTRANCE



LX 1 00 619 S/N



### FUNCTION & FINISH

|          |    |
|----------|----|
| ENTRANCE | 00 |
| PRIVACY  | 10 |
| 619 S/N  |    |
| 609 A/B  |    |

# Tubular Leverset

**SPECIFICATIONS:**

- Application : Residential single and multi-family doors.
- Certifications : Exceeds 100,000 cycle test.
- Exposed Trim : Levers are zinc based plated to match finishes indicated.
- Keying : Schlage C Keyway. Locks are keyed 5-pin.
- Door Range : 1 $\frac{3}{8}$ " to 1 $\frac{3}{4}$ " (35mm - 45mm) standard.
- Backset : Universal latch standard, fits either 2 $\frac{3}{8}$ " (60mm) or 2 $\frac{3}{4}$ " (70mm) backsets.
- Panic function.
- Warranty : 5 year mechanical warranty.



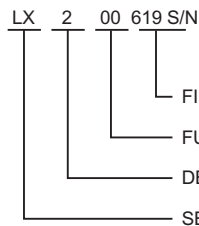
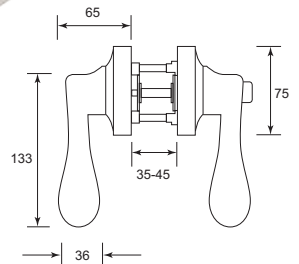
ENTRANCE U/Price: 140.00  
 PRIVACY U/Price: 140.00



LX200-619 S/N ENTRANCE



LX200-609 A/B ENTRANCE



**FUNCTION & FINISH**

|          |    |
|----------|----|
| ENTRANCE | 00 |
| PRIVACY  | 10 |
| 619 S/N  |    |
| 609 A/B  |    |

## Tubular Leverset

### SPECIFICATIONS:

- Application : Residential single and multi-family doors.
- Certifications : Exceeds 100,000 cycle test.
- Exposed Trim : Levers are zinc based plated to match finishes indicated.
- Keying : Schlage C Keyway. Locks are keyed 5-pin.
- Door Range : 1 3/8" to 1 3/4" (35mm - 45mm) standard.
- Backset : Universal latch standard, fits either 2 3/8" (60mm) or 2 3/4" (70mm) backsets.
- Panic function.
- Warranty : 5 year mechanical warranty.



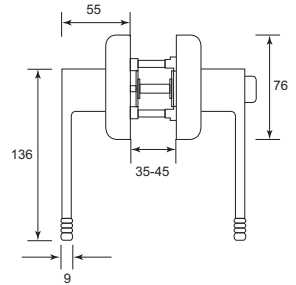
LX300-609 A/B ENTRANCE



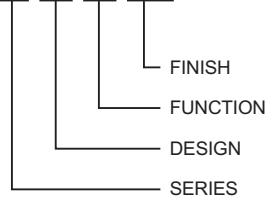
LX300-622 M/B ENTRANCE

ENTRANCE U/Price: 140.00

PRIVACY U/Price: 140.00



LX 3 00 609 A/B



### FUNCTION & FINISH

|          |    |
|----------|----|
| ENTRANCE | 00 |
| PRIVACY  | 10 |
| 609 A/B  |    |
| 622 M/B  |    |

# Tubular Leverset



TR 700-605 P/B ENTRANCE

**SPECIFICATIONS:**

- Application : Residential single and multi-family doors.
- Certifications : Exceeds 100,000 cycle test.
- Exposed Trim : Levers are zinc based plated to match finishes indicated.
- Keying : Schlage C Keyway. Locks are keyed 5-pin.
- Door Range : 1 1/8" to 1 3/4" (35mm - 45mm) standard.
- Backset : Universal latch standard, fits either 2 3/8" (60mm) or 2 3/4" (70mm) backsets.
- Warranty : 5 year mechanical warranty.

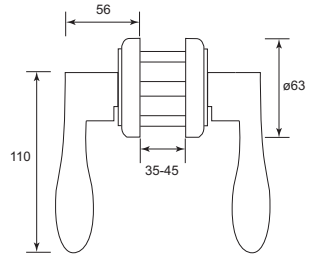


TR 700-619 S/N ENTRANCE

TR700 ENTRANCE U/Price: 143.00

TR710 PRIVACY U/Price: 135.00

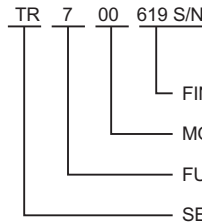
TR730 PASSAGE U/Price: 134.00



TR 700-609 A/B ENTRANCE



TR 700-616 A/C ENTRANCE



**FUNCTION & FINISH**

|          |    |
|----------|----|
| ENTRANCE | 00 |
| PRIVACY  | 10 |
| PASSAGE  | 30 |
| 619 S/N  |    |
| 605 P/B  |    |
| 609 A/B  |    |
| 616 A/C  |    |

## Tubular Leverset



TR 800-605 P/B ENTRANCE

### SPECIFICATIONS:

- Application : Residential single and multi-family doors.
- Certifications : Exceeds 100,000 cycle test.
- Exposed Trim : Levers are zinc based plated to match finishes indicated.
- Keying : Schlage C Keyway. Locks are keyed 5-pin.
- Door Range : 1 $\frac{3}{8}$ " to 1 $\frac{3}{4}$ " (35mm - 45mm) standard.
- Backset : Universal latch standard, fits either 2 $\frac{3}{8}$ " (60mm) or 2 $\frac{3}{4}$ " (70mm) backsets.
- Warranty : 5 year mechanical warranty.

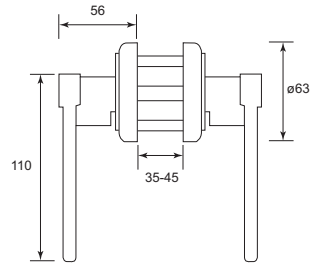


TR 800-619 S/N ENTRANCE

TR800 ENTRANCE U/Price: 143.00

TR810 PRIVACY U/Price: 135.00

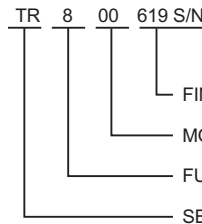
TR830 PASSAGE U/Price: 134.00



TR 800-609 A/B ENTRANCE



TR 800-616 A/C ENTRANCE



### FUNCTION & FINISH

|          |    |
|----------|----|
| ENTRANCE | 00 |
| PRIVACY  | 10 |
| PASSAGE  | 30 |
| 619 S/N  |    |
| 605 P/B  |    |
| 609 A/B  |    |
| 616 A/C  |    |

# Keyless Deadbolt



DB100-605 P/B

U/Price: 48.00

## SPECIFICATIONS:

- Application : Residential single and multi-family doors.
- Certifications : Exceeds 100,000 cycle test.
- Exposed Trim : Wrought brass or Stainless Steel..
- Door Range : 1 $\frac{1}{8}$ " to 1 $\frac{1}{4}$ " (35mm - 45mm) standard.
- Backset : Universal latch standard, fits either 2 $\frac{3}{8}$ " (60mm) or 2 $\frac{3}{4}$ " (70mm) backsets.
- Warranty : 5 year mechanical warranty.



DB100-630 S/S

U/Price: 48.00



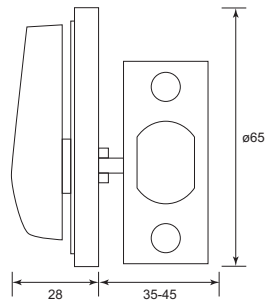
DB100-609 A/B

U/Price: 48.00



DB100-616 A/C

U/Price: 48.00





## Single Deadbolt



DB101-605 P/B **U/Price: 72.00**



DB101-630 S/S  
**U/Price: 72.00**




DB101-609 A/B **U/Price: 72.00**



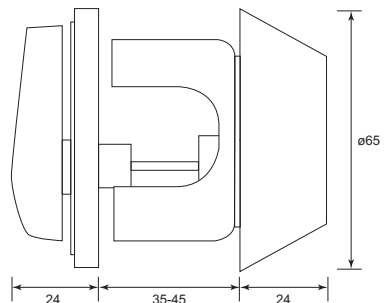
DB101-616 A/C **U/Price: 72.00**

### SPECIFICATIONS:

- Application : Residential single and multi-family doors.
- Certifications : Exceeds 100,000 cycle test.
- Exposed Trim : Wrought brass or Stainless Steel.
- Keying : Schlage C Keyway. Locks are keyed 5-pin.
- Door Range : 1 3/8" to 1 3/4" (35mm - 45mm) standard.
- Backset : Universal latch standard, fits either 2 3/4" (60mm) or 2 3/4" (70mm) backsets.
- Warranty : 5 year mechanical warranty.



1. Protection shield prevents the latch bolt from retracting.
2. Solid brass key cylinder to prevent key cylinder knock out



# Double Deadbolt



DB102-605 P/B **U/Price: 77.00**


**SPECIFICATIONS:**

- Application : Residential single and multi-family doors.
- Certifications : Exceeds 100,000 cycle test.
- Exposed Trim : Wrought brass or Stainless Steel.
- Keying : Schlage C Keyway. Locks are keyed 5-pin.
- Door Range : 1 $\frac{3}{8}$ " to 1 $\frac{3}{4}$ " (35mm - 45mm) standard.
- Backset : Universal latch standard, fits either 2 $\frac{3}{4}$ " (60mm) or 2 $\frac{3}{4}$ " (70mm) backsets.
- Warranty : 5 year mechanical warranty.



DB102-630 S/S


**U/Price: 77.00**



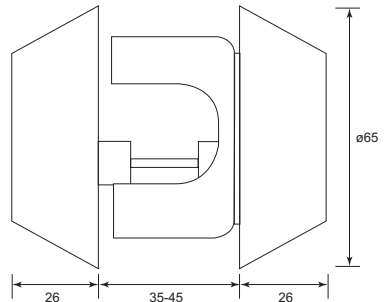
1. Protection shield prevents the latch bolt from retracting.
2. Solid brass key cylinder to prevent key cylinder knock out



DB102-609 A/B **U/Price: 77.00**



DB102-616 A/C **U/Price: 77.00**



## Lever Handle On Plate



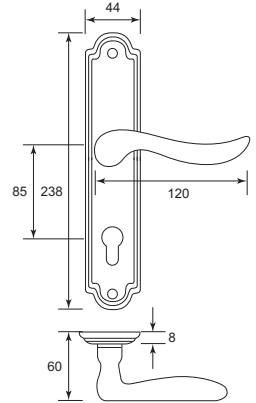
LH7502 S/N

**U/Price: 250.00**  
**HANDLE ONLY**  
125.00



LH7502 A/B

**U/Price: 250.00**  
**HANDLE ONLY**  
125.00



2030-XX-HC  
(Available backset 40 or 45mm)  
Included C15P 3030L



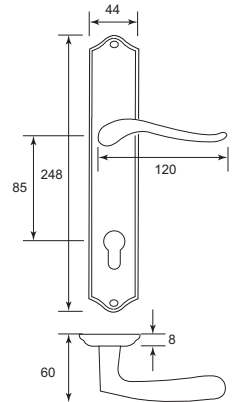
LH7503 S/N

**U/Price: 250.00**  
**HANDLE ONLY**  
125.00



LH7503 A/B

**U/Price: 250.00**  
**HANDLE ONLY**  
125.00



2030-XX-HE  
(Available backset 40 or 45mm)  
Included C15P 3030L

